


041.03

stickingpatterns.com









Use whatever techniques you've been taught.

First gain control, then increase speed.

If you want to achieve good results, work slowly.

041.03

stickingpatterns.com



041.03

stickingpatterns.com

The image displays six staves of musical notation, each representing a drumming exercise. Each staff consists of two horizontal lines: a top line and a bottom line. The notation is organized into three distinct groups of notes on each staff, separated by vertical bar lines. The first group on the left contains four notes on the top line and four notes on the bottom line. The middle group contains four notes on the top line and four notes on the bottom line. The third group on the right contains four notes on the top line and four notes on the bottom line. The notes are represented by small black dots with vertical stems, indicating specific drum strokes or patterns. The overall layout is clean and professional, typical of a music score for a drumming exercise.