


020.03

stickingpatterns.com



Use whatever techniques you've been taught.

First gain control, then increase speed.

If you want to achieve good results, work slowly.

020.03

stickingpatterns.com

System 1: A 2-staff musical system in 3/4 time. The top staff contains six groups of eighth notes, each with a thick black bar above it. The bottom staff contains six groups of eighth notes. A repeat sign is placed after the second group in both staves.

System 2: A 2-staff musical system in 3/4 time. The top staff contains six groups of eighth notes, each with a thick black bar above it. The bottom staff contains six groups of eighth notes. A repeat sign is placed after the second group in both staves.

System 3: A 2-staff musical system in 3/4 time. The top staff contains six groups of eighth notes, each with a thick black bar above it and an accent (>) above the first note. The bottom staff contains six groups of eighth notes. A repeat sign is placed after the second group in both staves.


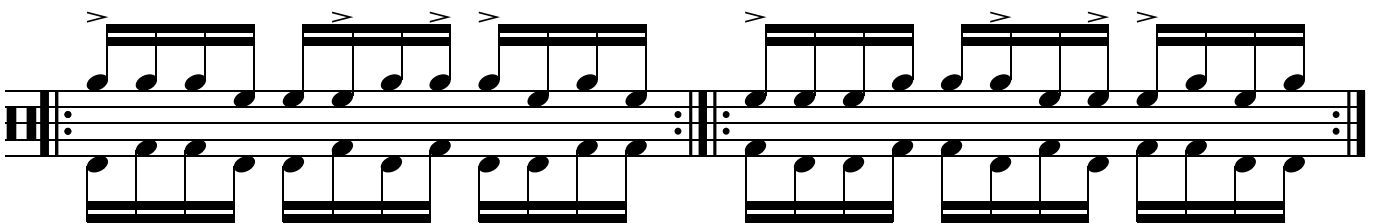

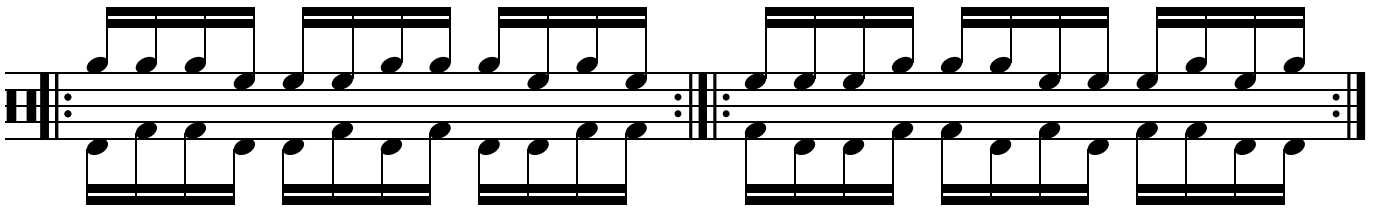
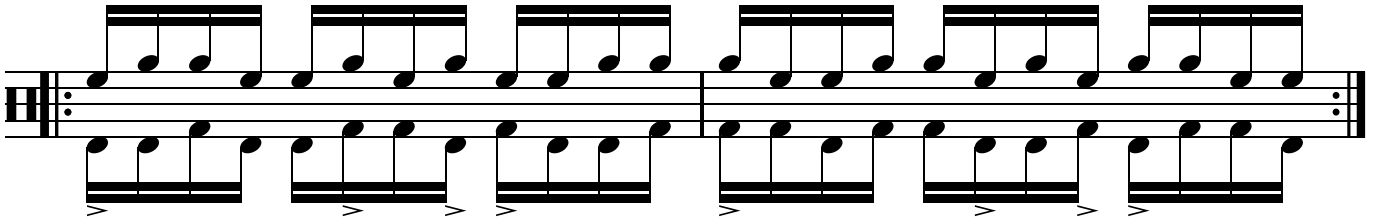
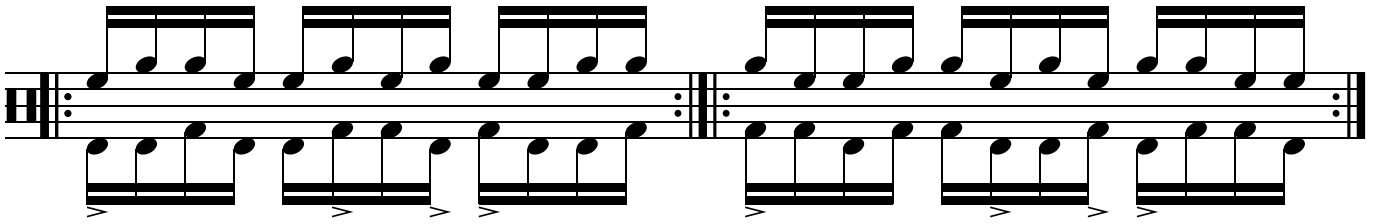
System 4: A 2-staff musical system in 3/4 time. The top staff contains six groups of eighth notes, each with a thick black bar above it and an accent (>) above the first note. The bottom staff contains six groups of eighth notes. A repeat sign is placed after the second group in both staves.

System 5: A 2-staff musical system in 3/4 time. The top staff contains six groups of eighth notes, each with a thick black bar above it. The bottom staff contains six groups of eighth notes. A repeat sign is placed after the second group in both staves.

System 6: A 2-staff musical system in 3/4 time. The top staff contains six groups of eighth notes, each with a thick black bar above it. The bottom staff contains six groups of eighth notes. A repeat sign is placed after the second group in both staves.

020.03

stickingpatterns.com



020.03

stickingpatterns.com

