


020.01

stickingpatterns.com



Use whatever techniques you've been taught.

First gain control, then increase speed.

If you want to achieve good results, work slowly.

020.01

stickingpatterns.com

System 1: A 4/4 time signature is shown. The system consists of two staves. The top staff contains six groups of eighth notes, each group consisting of four notes. The bottom staff contains six groups of eighth notes, each group consisting of four notes. A repeat sign is placed at the end of the system.

System 2: Similar to System 1, this system consists of two staves with six groups of eighth notes on each staff. A repeat sign is placed at the end of the system.

System 3: Similar to System 1, this system consists of two staves with six groups of eighth notes on each staff. The top staff notes have accents (>) above them. A repeat sign is placed at the end of the system.


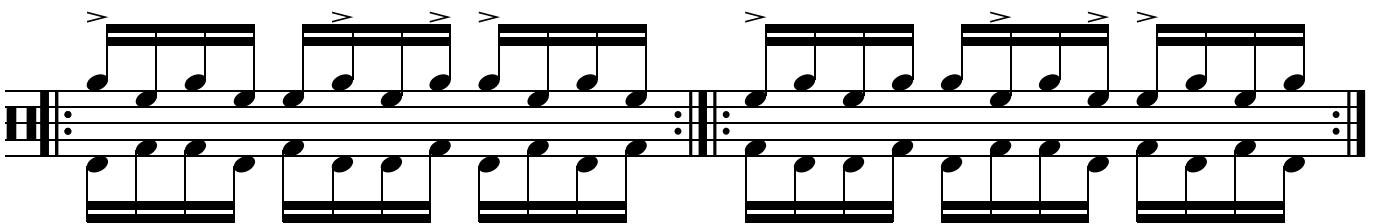

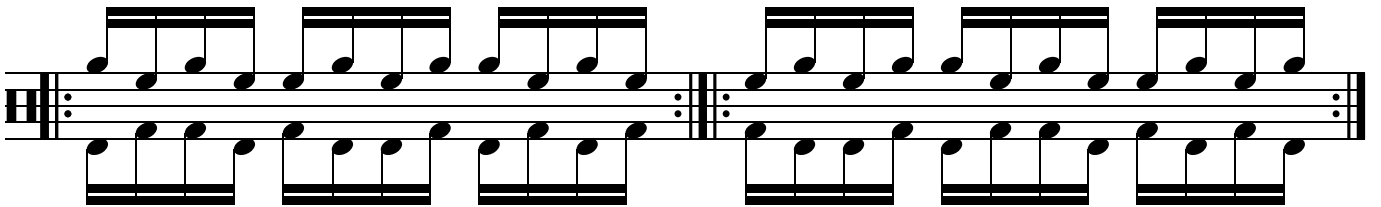

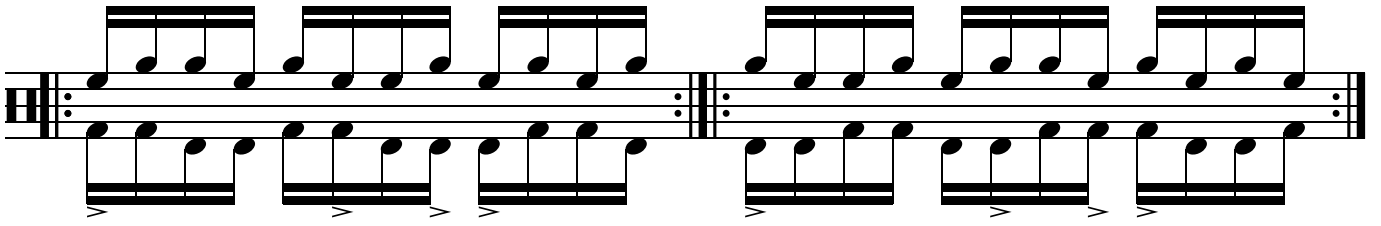
System 4: Similar to System 3, this system consists of two staves with six groups of eighth notes on each staff. The top staff notes have accents (>) above them. A repeat sign is placed at the end of the system.

System 5: Similar to System 1, this system consists of two staves with six groups of eighth notes on each staff. A repeat sign is placed at the end of the system.

System 6: Similar to System 1, this system consists of two staves with six groups of eighth notes on each staff. A repeat sign is placed at the end of the system.

020.01

stickingpatterns.com



020.01

stickingpatterns.com

